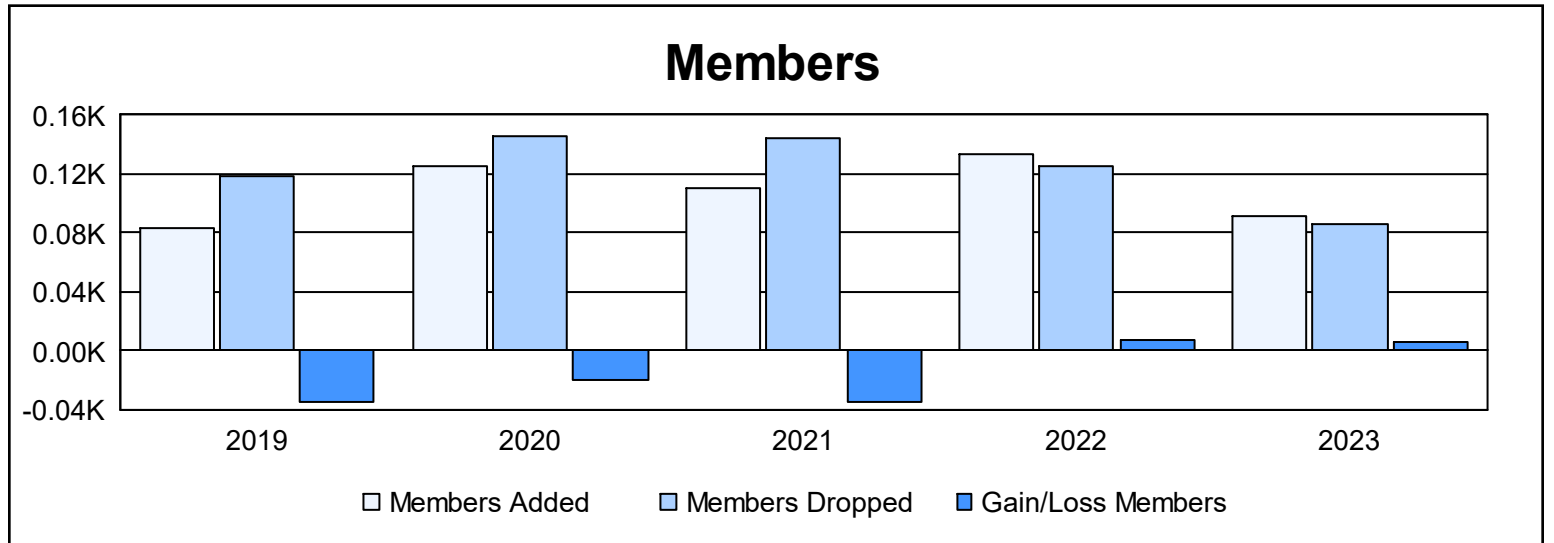
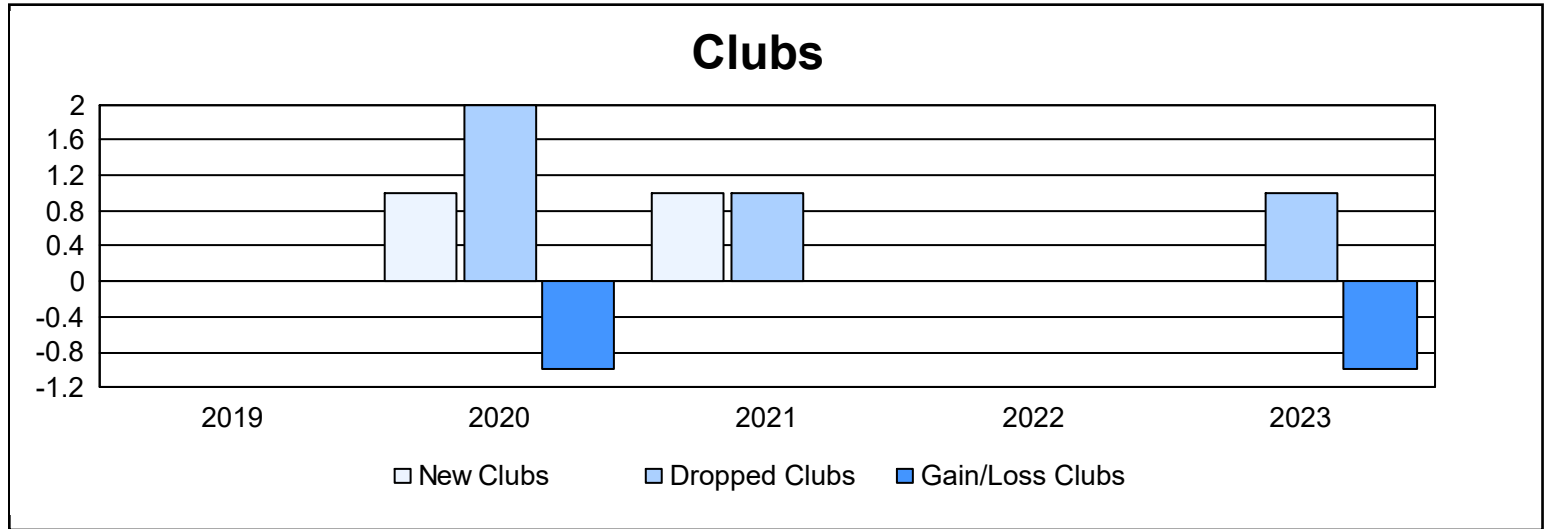
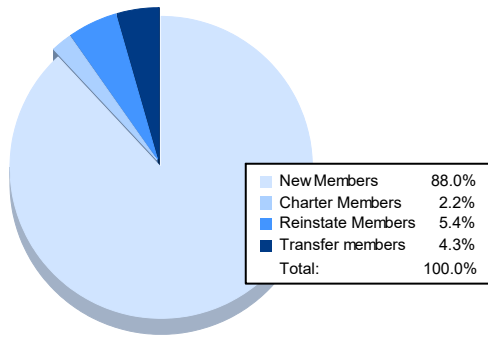


Year	New Clubs	Dropped Clubs	Gain/ Loss Clubs	New Members	Charter Members	Reinstate Members	Transfer Members	Total Member Added	Total Members Dropped	Gain/ Loss Members
2018-2019	0	0	0	75	0	1	7	83	118	-35
2019-2020	1	2	-1	76	35	7	8	126	146	-20
2020-2021	1	1	0	65	32	6	7	110	145	-35
2021-2022	0	0	0	123	0	3	7	133	126	7
2022-2023	0	1	-1	81	2	5	4	92	86	6
<b>Average</b>	<b>0</b>	<b>1</b>	<b>0</b>	<b>84</b>	<b>14</b>	<b>4</b>	<b>7</b>	<b>109</b>	<b>124</b>	<b>-15</b>



### Membership Composition June 2023 Cumulative



### Gender Composition June 2023 Cumulative

